







BINGO - Numbers 1 to 10

BINGO





FREE






BINGO - Numbers 1 to 10

BINGO





FREE





BINGO - Numbers 1 to 10

BINGO





FREE






BINGO - Numbers 1 to 10

BINGO






FREE





BINGO - Numbers 1 to 10

BINGO





FREE



BINGO - Numbers 1 to 10

Rules:

1. Cut the Bingo numbers and covers provided below.
2. Put the numbers in a small bag. You can cut both sets if you want to make the game last a bit longer.
3. Hand each player a Bingo card and eight circles or squares.
2. Draw one of the numbers at a time and have the player cover it if the number is on his/her card.
4. To win the game, the player must mark three squares in a row (horizontally, vertically, or diagonally) and say BINGO! Since this is a short game, I like playing until all squares are filled.



Note: I included circles and squares to cover the numbers.
I prefer the squares because they are easier to cover.

